




Bug Reports

ID	1
Project	Random Date Generator
Created	10.12.2023
Summary	Application crashes when adding a huge number (160000)
Category	Problem
Severity	High
Description	<p>Application crashes when a huge number (160000) is added to the “How many dates to generate?” field.</p> <p>How to recreate:</p> <ol style="list-style-type: none">1. Fill in the number 160000 in the “How many dates to generate?” field and OBSERVE that the application is freezing.
Environment	Version 9.1
Attachments	You can find the video with the reproduced bug here .
Reporter	Cristina Sipos

ID	2
Project	Random Date Generator
Created	10.12.2023
Summary	The number of generated dates may be decreased to less than 0
Category	Problem
Severity	Normal
Description	<p>A negative value is accepted in the "How many dates to generate?" field.</p> <p>How to recreate:</p> <ol style="list-style-type: none"> 1. Click on the down arrow from the "How many dates to generate?" field until you reach a negative number (ex: -10) and OBSERVE that no error message is displayed. 2. Refresh the page. 3. Insert any negative number (ex: -20) in the "How many dates to generate?" field and OBSERVE that no error message is displayed.
Environment	Version 9.1
Attachments	<p><u>Calendar Date Options</u></p> <p>How many dates to generate?</p>  <p><u>Calendar Date Options</u></p> <p>How many dates to generate?</p> 
Reporter	Cristina Sipos

ID	3
Project	Random Date Generator
Created	10.12.2023
Summary	A wrong format date is displayed when Year Date Month hh:mm: ss is selected
Category	Problem
Severity	Normal
Description	<p>The generated date format displayed is Year Month Date hh:mm:ss, when selecting Year Date Month hh:mm: ss format.</p> <p>How to recreate:</p> <ol style="list-style-type: none"> 1. Select Year Date Month hh:mm: ss format from the “Date Output Format” field and OBSERVE that the output data is generated in the Year Month Date hh:mm: ss format.
Environment	Version 9.1
Attachments	<div style="display: flex; align-items: flex-start;"> <div style="border: 1px solid #ccc; padding: 5px; margin-right: 10px;"> <p>2085 September 17 03:54:31</p> <p>2088 September 13 07:13:15</p> <p>2060 August 17 16:08:54</p> <p>2029 March 15 04:52:52</p> <p>2078 June 02 22:28:55</p> <p>2067 May 05 13:26:06</p> </div> <div> <p><u>Calendar Date Options</u></p> <p>How many dates to generate?</p> <input type="text" value="10"/> <p>Date Output Format</p> <div style="border: 1px solid #ccc; padding: 2px;"> Year Date Month hh:mm:ss ▼ </div> </div> </div>
Reporter	Cristina Sipos

ID	4
Project	Random Date Generator
Created	10.12.2023
Summary	Specific letters within month names are being replaced with numbers
Category	Problem
Severity	Normal
Description	<p>When selecting the custom date format “YYYY-month-d hh mm ss”, specific letters such as h, m, and s are replaced with numbers corresponding to hours, minutes, and seconds.</p> <p>The letter “h” from March is replaced with the hour number.</p> <p>The letter “m” from “September”, “November”, and “December” is replaced with the minute number.</p> <p>The letter “s” from “August” is replaced with the second number.</p> <p>How to recreate:</p> <ol style="list-style-type: none"> 1. Select the custom date format “YYYY-month-d hh mm ss” and OBSERVE that specific letters within months are replaced with numbers corresponding to hours, minutes, and seconds.
Environment	Version 9.1
Attachments	<div style="display: flex; align-items: flex-start;"> <div style="flex: 1;"> <p>97-Augu39t-6 05 07 39</p> <p>20-October-6 02 25 08</p> <p>74-Marc0-27 00 20 58</p> <p>93-April-7 21 59 15</p> <p>26-Dece23ber-21 13 23 56</p> <p>66-Dece28ber-18 00 28 13</p> <p>25-May-10 16 19 42</p> <p>28-June-23 20 54 21</p> <p>34-Nove1ber-20 10 01 31</p> <p>45-July-13 09 25 30</p> </div> <div style="flex: 1; border: 1px solid #ccc; padding: 5px; margin-left: 10px;"> <h3>Calendar Date Options</h3> <p>How many dates to generate?</p> <input style="width: 100%;" type="text" value="15"/> <p>Date Output Format</p> <input style="width: 100%;" type="text" value="Custom date format"/> <p>Custom date format Use: YYYY YY MM month mon DD d hh h mm m ss s</p> <input style="width: 100%;" type="text" value="YY-month-d hh mm ss"/> </div> </div>
Reporter	Cristina Sipos

ID	5
Project	Random Date Generator
Created	10.12.2023
Summary	An error message is displayed when clicking the Save&Share button
Category	Problem
Severity	Normal
Description	<p>When clicking on the Save&Share button an error message is displayed on the screen.</p> <p>How to recreate:</p> <ol style="list-style-type: none">1. After generating the dates click on the Save&Share button and OBSERVE that an error message is displayed on the screen.
Environment	Version 9.1
Attachments	
Reporter	Cristina Sipos

ID	6
Project	Random Date Generator
Created	10.12.2023
Summary	Selecting a later Start Date than the End Date is possible
Category	Problem
Severity	Normal
Description	<p>It is possible to select a Start Date that is later than the End Date.</p> <p>How to recreate:</p> <ol style="list-style-type: none"> 1. Select a later Start date (ex: 2030-01-01) and an earlier End date (ex: 2010-12-31), click on “Generate Random Date” and OBSERVE that dates are generated and no errors are displayed when selecting the Start and End dates.
Environment	Version 9.1
Attachments	<div style="display: flex; justify-content: space-between;"> <div style="border: 1px solid #ccc; padding: 5px; width: 60%;"> <p>10-15-2019 03-02-2019 01-01-2029 02-07-2012 09-18-2020 11-18-2027 10-01-2027 03-23-2013 02-12-2013 06-21-2011</p> </div> <div style="width: 35%;"> <p>Calendar Date Options</p> <p>How many dates to generate?</p> <input type="text" value="10"/> <p>Date Output Format</p> <input type="text" value="MM-DD-YYYY"/> <p>Custom date format Use: YYYY YY MM month mon DD d hh h mm m ss s</p> <input type="text" value="YY-MM-DD"/> <p>Start date</p> <input type="text" value="2030-01-01 00:00:00"/> <p>End date</p> <input type="text" value="2010-12-31 23:59:59"/> </div> </div> <div style="margin-top: 10px; display: flex; align-items: center;"> <div style="background-color: #00c090; color: white; padding: 5px 15px; border-radius: 5px; margin-right: 10px;">Generate Random Date</div> <div style="margin-right: 10px;"></div> <div></div> </div>
Reporter	Cristina Sipos